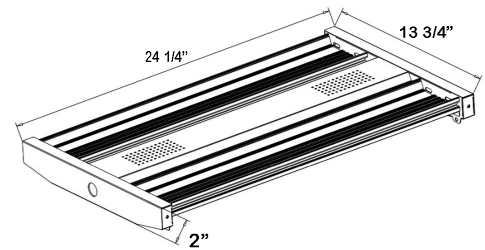


LLHB4 SERIES Industrial Lighting

LLHB4-100W-MP-40K-D
LLHB4-100W-MP-50K-D
4TH GENERATION OF LINEAR HIGH BAYS



Customer Name: _____
Project Name: _____
Note: _____ | Type: _____



24 1/4" (L) X 13 3/4" (W) X 2" (H)

Ideal for replacement of conventional lighting systems such as HID and fluorescent. Applications include manufacturing warehousing and other large indoor spaces with mounting heights from 10ft. to 40ft. the fixture can be surface mounted also.

Features

- High Quality LED Chips to Provide High Efficiency, Heat Dissipation
- Stability, and Lumen Maintenance
- Polycarbonate Lens, High Flame Retardant Point.
- 50,000 Hours Rated Life
- 5-Year Warranty
- Multi-Power: The Switch Is On The Driver

Technical Specifications

Electrical:

- Voltage: 120~277VAC/50~60 Hz
- Wattage: 50/80/100W
- Power Factor: >0.95
- Efficacy: 120 LPW

Mechanical:

- Surge Protector
- Steel Housing
- Steel Thickness: 24 Gauge
- V-Hooks
- Unprecedented Quality.
- Aluminum LED Board
- Operating Temperature: -4°F ~ 131°F
- Suitable For Damp Locations

Lighting:

- Multi-Power: The Switch Is On The Driver
- Dimming: 0~10V Dimmable
- Lens: Polycarbonate Lens
- Total lumens: 12000LM (Per Industry Standards, Lumens are Reported Without Frosted Lens)
- Color Temperatures: 4000K and 5000K
- Color Rendering Index: >80
- Wide Beam Angle

Applications:

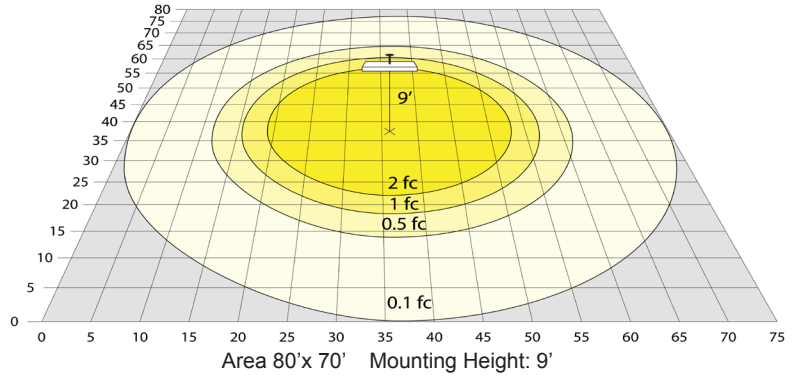
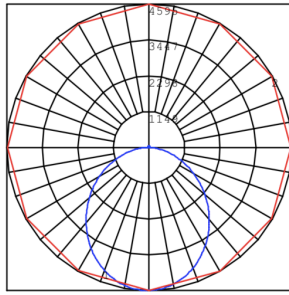
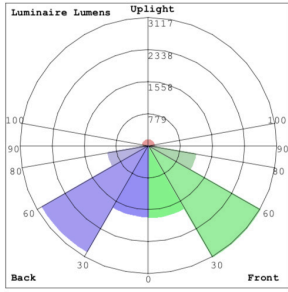
- Warehouse
- Manufacturing Plants Distribution Centers
- Industrial Commercial
- Grocery Stores Gymnasiums

Other Models:

- 150W | 20400LM | LLHB4-150W-MP-40K-D
- 150W | 20400LM | LLHB4-150W-MP-50K-D



Photometrics: LLHB4-100W-MP-D



BUG Rating: B3-U3-G2

Other Views:



Front View



Side View



Back View

Performance Table: LLHB4-100W-MP-D

MODEL NO.	Wattage	Voltage	Lumens	Color Temp.	BUG Rating	LPW
LLHB4-100W-MP-40K-D	50W	120~277V	6800LM	4000K	B3-U3-G2	136
	80W		10800LM			
LLHB4-100W-MP-50K-D	100W	13600LM	5000K			

Sample Ordering

Model Wattage Multi Power Color Temp. Dimming

LLHB4 - 100W - MP - - D

40K = 4000K
50K = 5000K

Accessory Options

SCL-GSY10 = HEAVY-DUTY ADJUSTABLE 10FT. 1/16" SUSPENSION KIT WITH Y-CONNECTOR & LOOP GRIPPER & HOOKS
 SCL-GSY20 = HEAVY-DUTY ADJUSTABLE 20FT. 1/16" SUSPENSION KIT WITH Y-CONNECTOR & LOOP GRIPPER & HOOKS
 LLHB4-RODKIT = OPTIONAL ROD KIT, 3-1/4" DIA. X 40" H
 WEC-2MD-35 = SENSOR COMPONENT
 LLHB4-100W-WG = WIRE GUARD FOR 100W
 LLHB4-SMK = SURFACE MOUNTING OPTION

Factory-Installed Options

Blank = No Option
 OPT-SEN-LLHB4 = MICROWAVE Bi-Level SENSOR
 OPT-EM-HB4EXT = EXTERNAL EMERGENCY BATTERY BACKUP
 OPT-FWH-63 = 6FT 3-WIRE WHIP
 OPT-FWH-65 = 6FT 5-WIRE WHIP
 OPT-FWH-66 = 6FT 6-WIRE WHIP
 OPT-HBC-125TL-WH = 8FT, 15A, 125V, WHITE
 OPT-HBC-277TL-WH = 8FT, 15A, 277V, WHITE
 OPT-HBC-125SB-WH = 10FT, 15A, 125V, 18/3STR, WHT

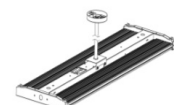
OPTIONAL ACCESSORIES



SCL-GSY10
SCL-GSY20



LLHB4-100W-WG
(Fixture Shown with LLHB4-100W-WG)



LLHB4-RODKIT
(Fixture Shown with LLHB4-RODKIT)




WEC-2MD-35
(Fixture Shown with WEC-2MD-35)



LLHB4-SMK
(Fixture Shown with LLHB4-SMK)

FACTORY-INSTALLED OPTION:



OPT-EM-HB4EXT



OPT-SEN-LLHB4

